


KSI Chronology



OLD & NEW





Explore the idea of duration using Base 10.

Show your age/ the age of objects using multi-link cubes (durations)

Use the words 'old' 'new' 'young' 'days' 'months' to describe events

Think about changes/ events in your life




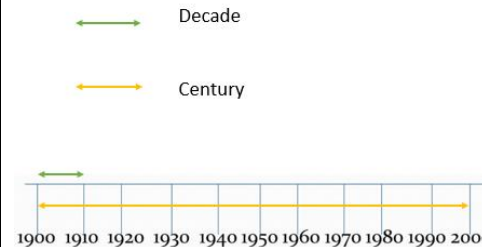

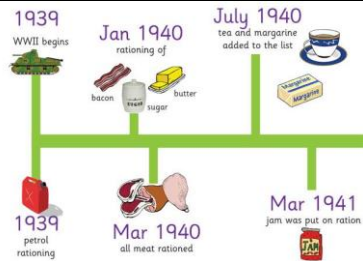
Create a visual scale to place 3 events on the timeline beyond 100 years

Understand the terms 'past' and 'present' using them to tell others about an event

Use the words 'recently' 'before' 'after' 'now' 'later' to describe events

Compare changes in your life to changes of relatives (eras)

LKS2 Chronology

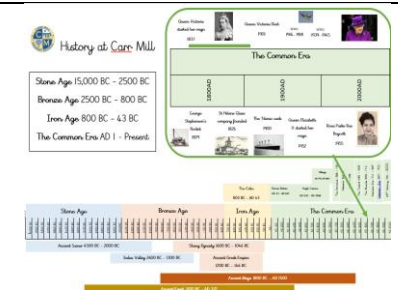
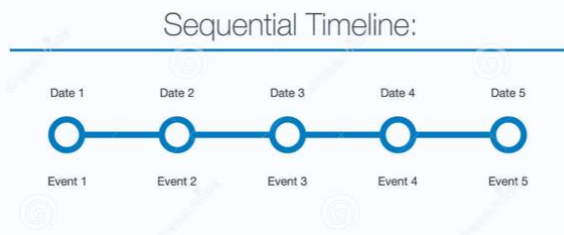


Uses timelines to place events in order (intervals of 10/100)

Understands timeline can be divided into BC and AD.

Use the words 'century' and 'decade' to describe events.

Order events taught in previous year groups chronologically.



Create sequential timelines.

Understand the order of the dates on a BC timeline in comparison to an AD timeline.

Use the words Before Christ (BC) and After Domini (AD) when talking about time periods


Sequence events understanding the effect their order has.

UKS2 Chronology


Scaled Timeline:



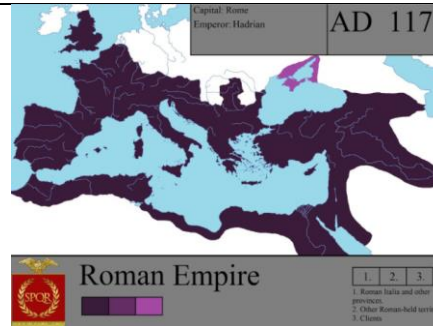
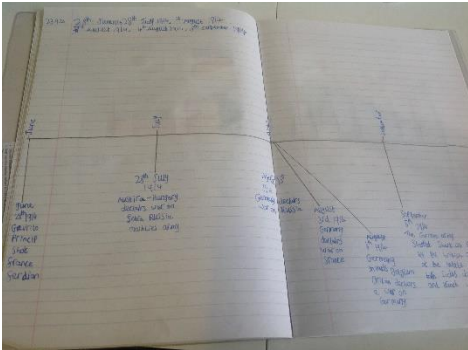
Create scaled timelines
Mark durations on to scaled timelines.



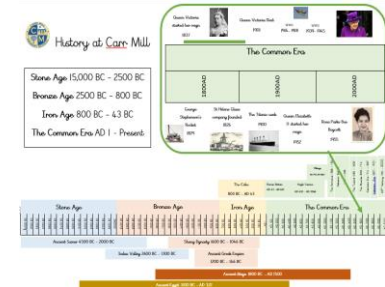
Use the words 'continuity' 'period' and 'duration' when talking about time periods.



Draw contrasts and analyse trends between different times periods understanding their place on a timeline.



Reflect on periods of history, saying they are x number of years ago.



Compare the duration of different periods of history with the one that they are studying