



**Content** - when and where the art was made.



**Opinion** - What is your opinion of the artwork? Try to say why you think that.



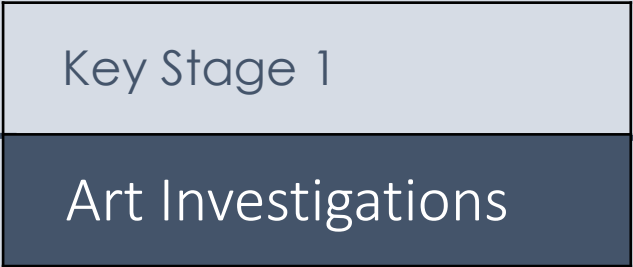
**Visual Studies** - improve your own ability by closely copying sections of the art.



**Close Looking** - Identifying as many things in the work of art as you can. This might be things or objects but it could be colours, textures, patterns, lines or shapes.



**Mood and Feeling** - How do you feel when you look at the work? What makes you feel this way? Sometimes we respond to the subject of the work, other times we feel a particular way because of the colours, shapes, lines, textures or tones the artist has used.

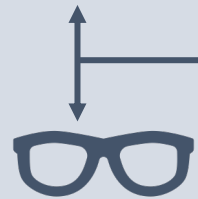




**Content** - Find out some background information about the work. When and where the art was made? What was the artists intended meaning?



**Visual Studies** - improve your own ability by closely reproducing sections of the art to learn the artists techniques



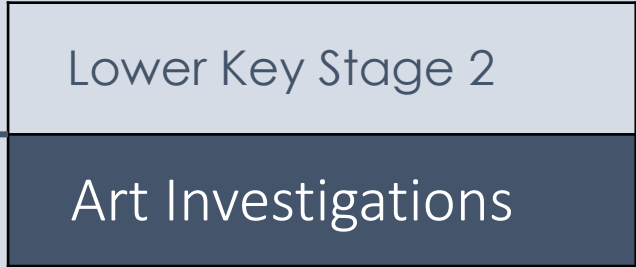
**Close Looking** - Study works of art closely and carefully. Identify as many things in the work of art as you can. This might be describing colours, textures, patterns, lines or shapes. What things do you notice that might not be seen easily?



**Mood and Feeling** - How do you respond emotionally to the work of art? Can you identify what techniques the artist has used to convey mood and feeling? That may be their use of colour, line, shape, textures, tones and patterns, but it could also be the subject of the work or the way they have applied the materials.



**Opinion** - Give a considered opinion of the artwork, justifying your decisions using art language.





**Content** - Study the work closely and carefully to describe the subject matter of the work. Find out when and where the art was made, identifying any social, historical factors that might affect the work. What was the artists intended meaning of the work?

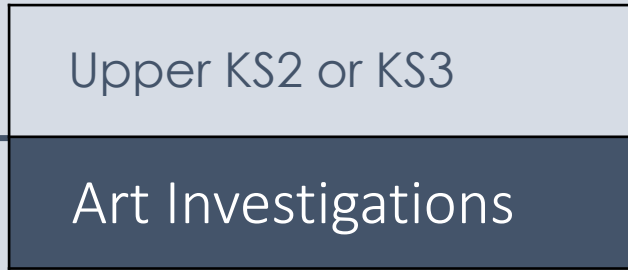


**Visual Studies** - Make small studies of the artist's work to investigate the techniques & processes the artist used. Apply aspects of these studies to your own work.



**Technique**

Describe the artists use of art techniques - their brush strokes, the colours they've mixed, the way they've applied paint, the way they've made marks when drawing, how they've used tone (heavy contrasts or light and delicate), the level of detail they've added.



**Process** – What is the format of the work? Drawing, painting, sculpture etc. Find out how the art was made.


**Composition** - analyse the way they've set things out - e.g. creating space in one area and condensing content in another area to look busy. Sometimes artists use the rule of thirds (Golden Section) to create orderly works or perhaps it's chaotic and random.



**Opinion** - Give a considered opinion of the artwork, justifying your decisions using more sophisticated art language.



**Formal Elements** - analyse the artists use of line, tone, colour, shape, form, composition, pattern, or texture. How do these elements combine to create visual effects, such as mood and feeling?



**Materials:** pencil, rubber, sharpener, cartridge paper, powder paint, poster paint, sugar paper, charcoal, chalk, mixed media, brush, pallets.

**Processes:** colour names, portrait, still life, sketch, draw, rollers, pallets, block printing, mono-printing, roll printing, stencils, repeating patterns, print, surface, pressure, rub, fold, bend, cut, stick roll, mix, model, idea, design

## Colour

Primary  
Secondary  
Bright  
Pure  
Strong  
Cold  
Dull  
Dark  
Gloomy  
Bold

## Line

Rough  
Bold  
Light  
Free  
Rounded  
Feint  
Strong  
Delicate  
Thick  
Thin

## Tone

Contrast  
Light  
Dark  
Shadow  
Faded  
Grey  
Strong  
Feint

## Pattern & Texture

Repeat  
Simple  
Rough  
Bumpy  
Smooth  
Shiny  
Thick  
Soft  
Coarse  
Wrinkly

## Shape & Form

2D  
3D  
Flat  
Triangular  
Oval  
Circular  
Round  
Square  
Curved  
Size  
Scale

**Drawing:** tints, tones, shades, texture, perspective, horizon, composition, scale, foreground, middle ground, background, focal point, scale, expression, viewfinder

**Painting:** layering, backwash, watercolour, ratio, atmosphere, light effects, hue, neutral, complementary, contrasting, tertiary

**Printing:** mono-print, layer, relief print, overlay, block printing, mono-printing, stencils, repeating patterns, surface, pressure, rub, impressed, lino, rotation, symmetrical

**Sculpture:** kneading, pressing, joining, combining, cutting, adapting, modelling, moulding, attaching, fixing, secure, flimsy

**Other skills:** knitting, weaving, weft, warp, stitching, sewing, appliqué

## Colour

Warm  
Cold  
Luminous  
Vivid  
Contrasting  
Murky  
Radiant  
Vibrant  
Intense  
Deep

## Line

Broad  
Narrow  
Horizontal  
Vertical  
Outline  
Geometric  
Angular  
Fluent  
Confident  
Powerful

## Tone

Sombre  
Bleached  
Powerful  
Dark  
Crisp  
Stark  
Blended

## Pattern & Texture

Drop  
Uniform  
Geometric  
Symmetric  
Motif  
Irregular

## Shape & Form

Scale  
Spherical  
Organic  
Positive  
Negative